

# KHSAA Basketball - Game Box Score

## West Jessamine Colts vs. Hazard Bulldogs

Date: 03/18/2009 Time: 12 pm Site: Rupp Arena-Lexington, KY Attendance: N

### Visitors: Hazard Bulldogs

##	Name	P	FG	3 Pt	FT	PTS	ORB	DRB	TR	PF	AST	TO	BS	ST	MIN
1	* Eric Back		2/13	1/9	0/0	5	1	2	3	0	2	3	0	0	23:46
2	Clint Clemons		0/0	0/0	0/0	0	0	0	0	0	0	0	0	0	DNP
3	* Josh Kidd		0/1	0/0	0/1	0	1	3	4	1	2	0	0	1	23:09
10	Cory Martin		1/5	1/4	2/4	5	1	1	2	1	2	0	0	0	19:50
13	* Josh Whitaker		7/17	3/7	1/2	18	1	1	2	3	2	0	1	4	32:00
21	Jonathan Combs		0/0	0/0	0/0	0	0	0	0	0	0	0	0	0	DNP
22	Austin Johnson		0/0	0/0	0/0	0	0	0	0	0	0	0	0	0	DNP
24	BJ Combs		1/5	0/0	0/0	2	1	0	1	0	0	1	0	0	10:45
30	* Robert Warren		2/4	0/0	0/0	4	6	1	7	5	0	1	3	1	21:56
33	Kyle Spencer		0/0	0/0	0/0	0	0	0	0	0	0	0	0	0	DNP
35	* Justin Jones		3/5	0/0	0/2	6	0	0	0	5	2	2	2	1	25:52
44	Jordan Olinger		0/0	0/0	0/0	0	0	0	0	0	0	0	0	0	DNP
55	Allan Fugate		0/0	0/0	0/0	0	0	1	1	0	0	0	0	0	2:42
12	Jarrold Combs		0/0	0/0	0/0	0	0	0	0	0	0	0	0	0	DNP
14	Justin Walker		0/0	0/0	0/0	0	0	0	0	0	0	0	0	0	DNP
	Team						0	0	0						
	<b>Totals</b>		<b>16/50</b>	<b>5/20</b>	<b>3/9</b>	<b>40</b>	<b>11</b>	<b>9</b>	<b>20</b>	<b>15</b>	<b>10</b>	<b>7</b>	<b>6</b>	<b>7</b>	<b>160</b>
	<b>Total FG</b>		1st Half	12/25	48.0%	2nd Half	4/25	16.0%	Game	16/50	32.0%				
	<b>3 PT FG</b>		1st Half	4/10	40.0%	2nd Half	1/10	10.0%	Game	5/20	25.0%				
	<b>Free Throws</b>		1st Half	2/2	100%	2nd Half	1/7	14.3%	Game	3/9	33.3%				

### Home: West Jessamine Colts

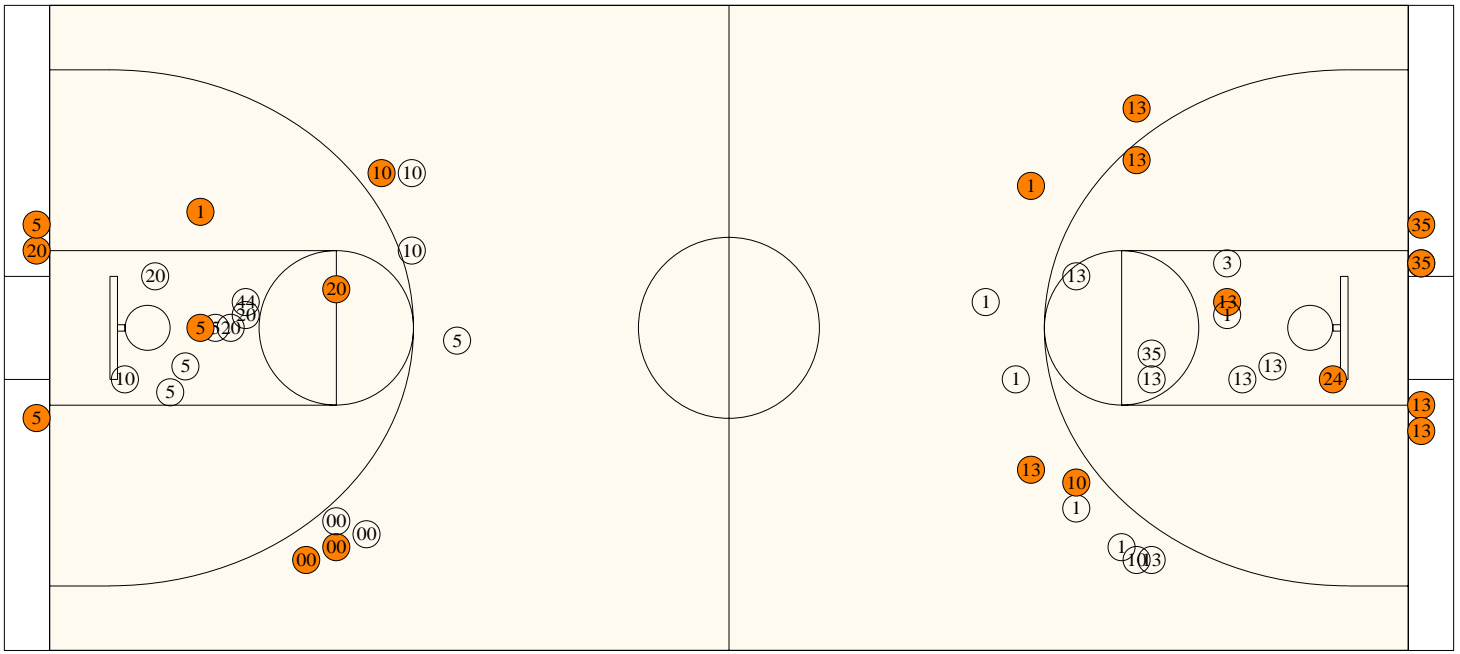
##	Name	P	FG	3 Pt	FT	PTS	ORB	DRB	TR	PF	AST	TO	BS	ST	MIN
00	* Kyle Mefford		3/5	3/5	0/0	9	0	3	3	1	0	3	0	0	21:03
1	Keston Bartholomew		1/1	0/0	0/0	2	0	1	1	1	1	2	0	0	7:12
3	Randy Troyer		0/0	0/0	0/0	0	0	1	1	0	1	1	0	0	15:23
4	David Martin		0/0	0/0	0/0	0	0	0	0	0	0	0	0	0	DNP
5	* Jarrod Polson		4/11	0/3	6/7	14	1	6	7	3	6	3	0	1	32:00
10	* Nick Ziemann		2/7	2/4	2/4	8	2	4	6	1	1	3	0	1	26:03
20	* Jonathon Rehner		4/7	0/0	2/2	10	0	3	3	3	1	3	1	1	27:06
23	Austin Dunn		0/0	0/0	0/0	0	0	0	0	0	0	0	0	0	DNP
24	Bradley Strait		0/0	0/0	0/0	0	0	0	0	0	0	0	0	0	DNP
33	Sean Donaldson		0/0	0/0	0/0	0	0	0	0	0	0	0	0	0	DNP
34	Brandon Hager		0/0	0/0	0/0	0	0	0	0	0	0	0	0	0	DNP
44	* Dylan Pohl		0/2	0/0	2/2	2	4	0	4	1	0	0	0	0	14:58
55	David Elliott		3/4	0/0	0/1	6	0	4	4	3	0	0	0	1	16:15
11	Jeff Ziemann		0/0	0/0	0/0	0	0	0	0	0	0	0	0	0	DNP
40	JC Carrol		0/0	0/0	0/0	0	0	0	0	0	0	0	0	0	DNP
	Team						2	3	5			1			
	<b>Totals</b>		<b>17/37</b>	<b>5/12</b>	<b>12/16</b>	<b>51</b>	<b>9</b>	<b>25</b>	<b>34</b>	<b>13</b>	<b>10</b>	<b>16</b>	<b>1</b>	<b>4</b>	<b>160</b>
	<b>Total FG</b>		1st Half	9/22	40.9%	2nd Half	8/15	53.3%	Game	17/37	45.9%				
	<b>3 PT FG</b>		1st Half	3/8	37.5%	2nd Half	2/4	50.0%	Game	5/12	41.7%				
	<b>Free Throws</b>		1st Half	3/3	100%	2nd Half	9/13	69.2%	Game	12/16	75.0%				

	Haz	WJESS		Haz	WJESS		Haz	WJESS
Free Throw Pts	3	12	3Pt Points	15	15	Pts/Possession	0.80	0.98
Pts off Turnovers	12	8	2nd Chance Points	6	5	Pts off Bench	7	8
Total Rebounds	20	34	Team Rebounds	0	5	Dead Ball Reb	6	4
Off Rebound %	30.6	50.0	Def Rebound %	50.0	69.4	Total Rebound %	37.0	63.0
3Pt Efficiency	+0.6	+9.7	Def. Stops	25	32	Pts/Shot	0.74	1.13
Technical Fouls	Haz	None						
	WJESS	None						
Officials	Ron Price, Dwaine Crick, Lance Wilson							

	Qtr 1	Qtr 2	Qtr 3	Qtr 4	OT 1	OT 2	OT 3	OT 4	Total
<b>Hazard Bulldogs</b>	13	17	9	1	0	0	0	0	<b>40</b>
<b>West Jessamine Colts</b>	13	11	12	15	0	0	0	0	<b>51</b>

**Largest Lead** WJESS 26 Haz 37 (11 pts) **Lead Changes** 2 **Number of Ties** 2  
**Comments:** None

**FIRST HALF**



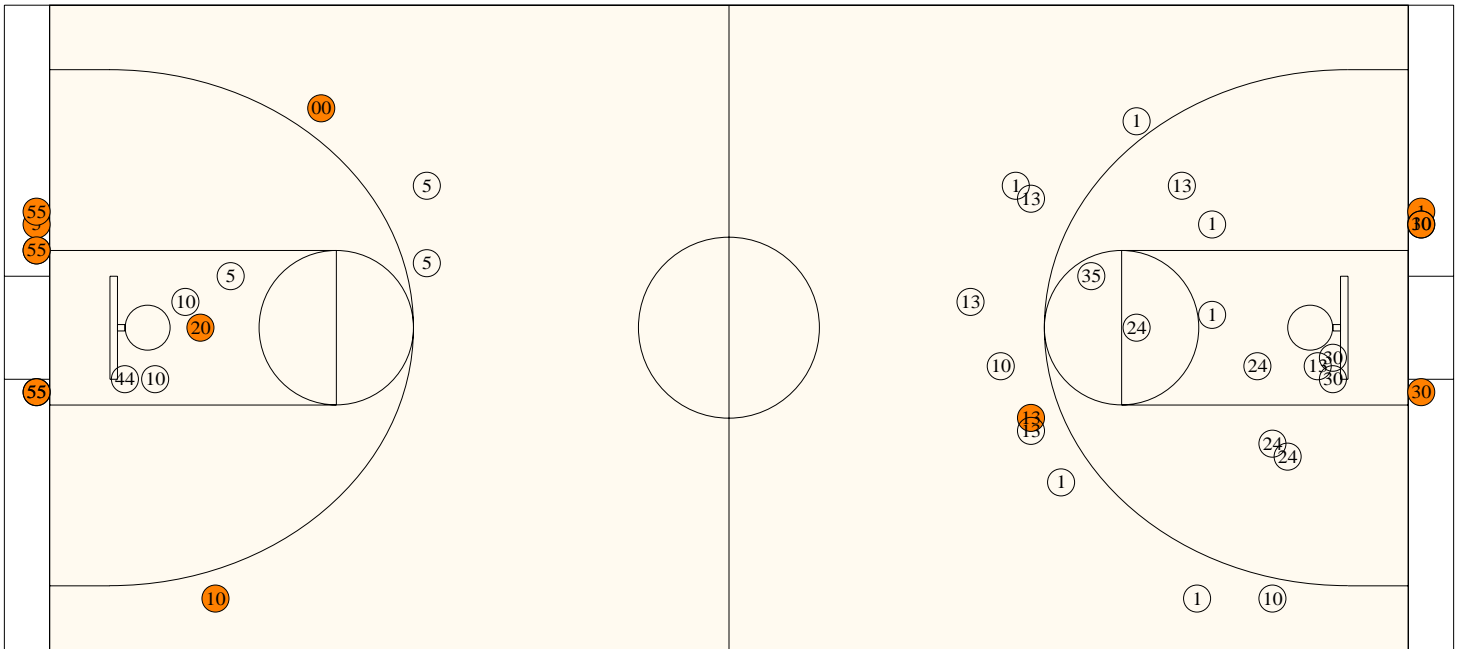
**West Jessamine**

Shooting	Pts	Pts
2FG 6/14 (42.9%)	12	Pts/Shot 1.04
3FG 3/8 (37.5%)	9	2nd Eff Pts 5
TFG 9/22 (40.9%)		Pts off TO's 0
FT 3/3 (100%)	3	3Pt Eff +8.9
Scoring Distribution: 2FG 50.0% 3FG 37.5% FT 12.5%		

**Hazard**

Shooting	Pts	Pts
2FG 8/15 (53.3%)	16	Pts/Shot 1.15
3FG 4/10 (40.0%)	12	2nd Eff Pts 6
TFG 12/25 (48.0%)		Pts off TO's 9
FT 2/2 (100%)	2	3Pt Eff +4.4
Scoring Distribution: 2FG 53.3% 3FG 40.0% FT 6.7%		

**SECOND HALF**

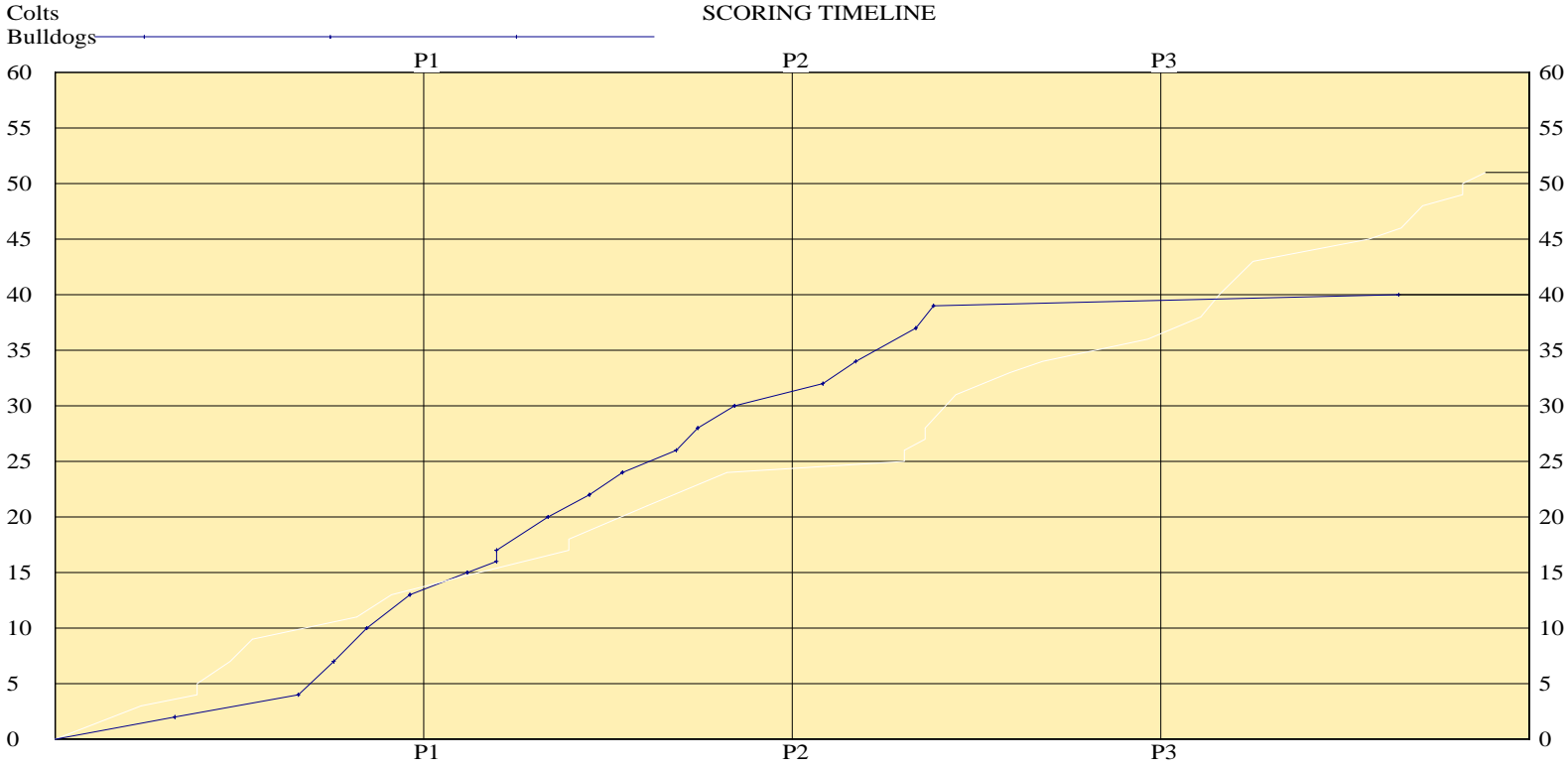
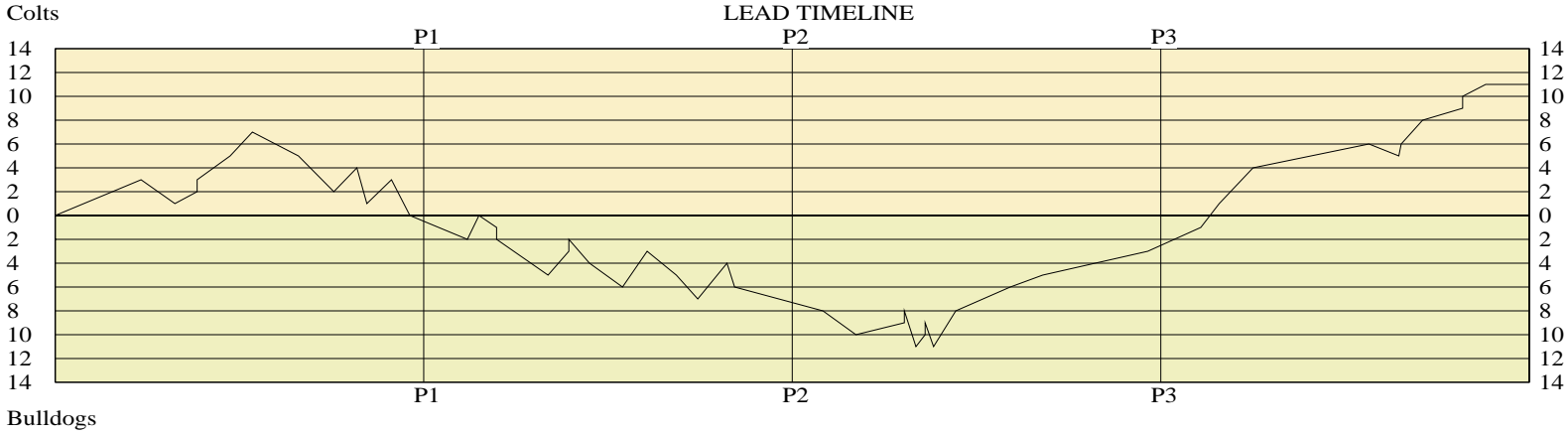


**West Jessamine**

Shooting	Pts	Pts
2FG 6/11 (54.5%)	12	Pts/Shot 1.29
3FG 2/4 (50.0%)	6	2nd Eff Pts 0
TFG 8/15 (53.3%)		Pts off TO's 8
FT 9/13 (69.2%)	9	3Pt Eff +13.6
Scoring Distribution: 2FG 44.4% 3FG 22.2% FT 33.3%		

**Hazard**

Shooting	Pts	Pts
2FG 3/15 (20.0%)	6	Pts/Shot 0.36
3FG 1/10 (10.0%)	3	2nd Eff Pts 0
TFG 4/25 (16.0%)		Pts off TO's 3
FT 1/7 (14.3%)	1	3Pt Eff -3.3
Scoring Distribution: 2FG 60.0% 3FG 30.0% FT 10.0%		



Largest Lead WJESS 26 Haz 37 (11 pts) Lead Changes 2 Number of Ties 2

**KHSAA Basketball - Play by Play Report - Scoring Only (pg 1)**

**West Jessamine Colts vs. Hazard Bulldogs**

**Date: 03/18/2009 Time: 12 pm Site: Rupp Arena-Lexington, KY Attendance: N**

Name	Action	Action	Score	Clock	Diff	Name	Action	Action
K Mefford	3Pt Made	J Polson Assist	3-0	1 6:08	+3 (L1)			
			3-2	1 5:24	+1	J Whitaker	FG Made	
D Pohl	FT Made		4-2	1 4:55	+2	R Warren	Personal Foul	
D Pohl	FT Made		5-2	1 4:55	+3			
J Polson	FG Made		7-2	1 4:12	+5			
J Polson	Layup Made		9-2	1 3:43	+7			
			9-4	1 2:43	+5	J Whitaker	Layup Made	
			9-7	1 1:57	+2	J Whitaker	3Pt Made	J Jones Assist
J Rehner	FG Made	K Bartholomew Assist	11-7	1 1:27	+4			
			11-10	1 1:14	+1	J Whitaker	3Pt Made	E Back Assist
K Bartholomew	FG Made	J Rehner Assist	13-10	1 0:42	+3			
			13-13	1 0:18	(T1)	E Back	3Pt Made	C Martin Assist

**End of Period Summary Colts 13 Bulldogs 13**

**Largest Lead: Colts 9 Bulldogs 2 (7 pts)**

**Lead in Period: Colts 9 Bulldogs 2 (7 pts)**

**2 for 2 oppo pts**

**3 for 2 pts**

**5/11 for 45.5 %**

**2/2 for 100 %**

**Turnovers**

**2nd Chances**

**Field Goals**

**Free Throws**

**Lead Changes: 1 Ties: 1**

**Lead Changes: 0 Ties: 1 (this period)**

**0 for 0 oppo pts**

**2 for 2 pts**

**5/13 for 38.5 %**

**0/0 for 0.00 %**

			13-15	2 7:03	-2 (L2)	J Whitaker	FG Made	
J Rehner	Layup Made	N Ziemann Assist	15-15	2 6:48	(T2)			
			15-16	2 6:25	-1	C Martin	FT Made	
			15-17	2 6:25	-2	C Martin	FT Made	
			15-20	2 5:18	-5	C Martin	3Pt Made	J Whitaker Assist
J Polson	Layup Made		17-20	2 4:51	-3			
J Polson	FT Made		18-20	2 4:51	-2			
			18-22	2 4:24	-4	J Whitaker	Layup Made	
			18-24	2 3:41	-6	B Combs	Putback Made	
K Mefford	3Pt Made	J Polson Assist	21-24	2 3:09	-3			
			21-26	2 2:31	-5	J Jones	Layup Made	C Martin Assist
			21-28	2 2:03	-7	J Jones	Layup Made	J Kidd Assist
N Ziemann	3Pt Made	J Polson Assist	24-28	2 1:25	-4			
			24-30	2 1:15	-6	J Jones	Layup Made	J Whitaker Assist

**End of Period Summary Colts 24 Bulldogs 30**

**Largest Lead: Colts 9 Bulldogs 2 (7 pts)**

**Lead in Period: Colts 21 Bulldogs 28 (7 pts)**

**5 for 7 oppo pts**

**4 for 3 pts**

**4/11 for 36.4 %**

**1/1 for 100 %**

**Turnovers**

**2nd Chances**

**Field Goals**

**Free Throws**

**Lead Changes: 2 Ties: 2**

**Lead Changes: 0 Ties: 1 (this period)**

**1 for 0 oppo pts**

**2 for 4 pts**

**7/12 for 58.3 %**

**2/2 for 100 %**

			24-32	3 7:20	-8	R Warren	Layup Made	J Jones Assist
			24-34	3 6:37	-10	E Back	Layup Made	
J Polson	FT Made		25-34	3 5:34	-9	J Jones	Personal Foul	
J Polson	FT Made		26-34	3 5:34	-8			
			26-37	3 5:19	-11	J Whitaker	3Pt Made	E Back Assist
J Rehner	FT Made		27-37	3 5:07	-10	R Warren	Personal Foul	
J Rehner	FT Made		28-37	3 5:07	-9			

KHSAA Basketball - Play by Play Report - Scoring Only (pg 2)

West Jessamine Colts vs. Hazard Bulldogs

Date: 03/18/2009 Time: 12 pm Site: Rupp Arena-Lexington, KY Attendance: N

Name	Action	Action	Score	Clock	Diff	Name	Action	Action
			28-39	3	4:56 -11	R Warren	Layup Made	J Kidd Assist
K Mefford	3Pt Made	R Troyer Assist	31-39	3	4:27 -8			
D Elliott	Layup Made	J Polson Assist	33-39	3	3:16 -6			
J Polson	FT Made		34-39	3	2:34 -5			
J Rehner	FG Made		36-39	3	0:17 -3			

End of Period Summary Colts 36 Bulldogs 39

Largest Lead: Colts 26 Bulldogs 37 (11 pts)  
 Lead in Period: Colts 26 Bulldogs 37 (11 pts)  
 5 for 2 oppo pts  
 2 for 0 pts  
 3/7 for 42.9 %  
 5/7 for 71.4 %

Turnovers  
 2nd Chances  
 Field Goals  
 Free Throws

Lead Changes: 2 Ties: 2  
 Lead Changes: 0 Ties: 0 (this period)  
 3 for 4 oppo pts  
 3 for 0 pts  
 4/11 for 36.4 %  
 0/2 for 0.00 %

J Rehner	Layup Made		38-39	4	7:08 -1			
J Polson	Layup Made		40-39	4	6:44 +1 (L3)			
N Ziemann	3Pt Made	J Polson Assist	43-39	4	6:00 +4			
D Elliott	Layup Made	J Polson Assist	45-39	4	3:29 +6			
			45-40	4	2:50 +5	J Whitaker	FT Made	
N Ziemann	FT Made		46-40	4	2:47 +6	J Whitaker	Personal Foul	
D Elliott	Layup Made		48-40	4	2:19 +8			
J Polson	FT Made		49-40	4	1:27 +9			
J Polson	FT Made		50-40	4	1:27 +10			
N Ziemann	FT Made		51-40	4	0:57 +11			

End of Period Summary Colts 51 Bulldogs 40

Largest Lead: Colts 26 Bulldogs 37 (11 pts)  
 Lead in Period: Colts 51 Bulldogs 40 (11 pts)  
 4 for 1 oppo pts  
 0 for 0 pts  
 5/8 for 62.5 %  
 4/6 for 66.7 %

Turnovers  
 2nd Chances  
 Field Goals  
 Free Throws

Lead Changes: 3 Ties: 2  
 Lead Changes: 0 Ties: 0 (this period)  
 3 for 4 oppo pts  
 4 for 0 pts  
 0/14 for 0.00 %  
 1/5 for 20.0 %

**OFFICIAL BASKETBALL BOX SCORE**  
 Hazard Bulldogs vs West Jessamine Colts

03/18/2009 12 pm  
 Final Box Score

Rupp Arena  
 Lexington, KY

No.	Hazard Bulldogs	Total FG		3-point		Free throw		Rebounds			F	TP	A	TO	BLK	STL	MIN
		FG	FGA	FG	FGA	FT	FTA	Off	Def	Tot							
1	Eric Back	2	13	1	9	0	0	1	2	3	0	5	2	3	0	0	23:46
2	Clint Clemons	0	0	0	0	0	0	0	0	0	0	0	0	0	0	0	DNP
3	Josh Kidd	0	1	0	0	0	1	1	3	4	1	0	2	0	0	1	23:09
10	Cory Martin	1	5	1	4	2	4	1	1	2	1	5	2	0	0	0	19:50
13	Josh Whitaker	7	17	3	7	1	2	1	1	2	3	18	2	0	1	4	32:00
35	Justin Jones	3	5	0	0	0	2	0	0	0	0	5	2	2	2	1	25:52
30	Robert Warren	2	4	0	0	0	0	6	1	7	5	4	0	1	3	1	21:56
24	BJ Combs	1	5	0	0	0	0	1	0	1	0	2	0	1	0	0	10:45
55	Allan Fugate	0	0	0	0	0	0	0	1	1	0	0	0	0	0	0	2:42
21	Jonathan Combs	0	0	0	0	0	0	0	0	0	0	0	0	0	0	0	DNP
22	Austin Johnson	0	0	0	0	0	0	0	0	0	0	0	0	0	0	0	DNP
33	Kyle Spencer	0	0	0	0	0	0	0	0	0	0	0	0	0	0	0	DNP
44	Jordan Olinger	0	0	0	0	0	0	0	0	0	0	0	0	0	0	0	DNP
12	Jarrold Combs	0	0	0	0	0	0	0	0	0	0	0	0	0	0	0	DNP
14	Justin Walker	0	0	0	0	0	0	0	0	0	0	0	0	0	0	0	DNP
<b>Team (Included in Totals)</b>								<b>0</b>	<b>0</b>	<b>0</b>							
<b>Totals</b>		<b>16</b>	<b>50</b>	<b>5</b>	<b>20</b>	<b>3</b>	<b>9</b>	<b>11</b>	<b>9</b>	<b>20</b>	<b>15</b>	<b>40</b>	<b>10</b>	<b>7</b>	<b>6</b>	<b>7</b>	<b>160</b>
Total FG%:1st half 12 - 25 (48.0%) 2nd half 4 - 25 (16.0%) Game 16 - 50 (32.0%)												Deadball rebounds 6					
3Pt FG%: 1st half 4 - 10 (40.0%) 2nd half 1 - 10 (10.0%) Game 5 - 20 (25.0%)																	
FT%: 1st half 2 - 2 (100%) 2nd half 1 - 7 (14.3%) Game 3 - 9 (33.3%)																	
No.	West Jessamine Colts	Total FG		3-point		Free throw		Rebounds			F	TP	A	TO	BLK	STL	MIN
00	Kyle Mefford	3	5	3	5	0	0	0	3	3	1	9	0	3	0	0	21:03
1	Keston Bartholomew	1	1	0	0	0	0	0	1	1	1	2	1	2	0	0	7:12
3	Randy Troyer	0	0	0	0	0	0	0	1	1	0	0	1	1	0	0	15:23
4	David Martin	0	0	0	0	0	0	0	0	0	0	0	0	0	0	0	DNP
5	Jarrold Polson	4	11	0	3	6	7	1	6	7	3	14	6	3	0	1	32:00
20	Jonathon Rehner	4	7	0	0	2	2	0	3	3	3	10	1	3	1	1	27:06
10	Nick Ziemann	2	7	2	4	2	4	2	4	6	1	8	1	3	0	1	26:03
55	David Elliott	3	4	0	0	0	1	0	4	4	3	6	0	0	0	1	16:15
44	Dylan Pohl	0	2	0	0	2	2	4	0	4	1	2	0	0	0	0	14:58
23	Austin Dunn	0	0	0	0	0	0	0	0	0	0	0	0	0	0	0	DNP
24	Bradley Strait	0	0	0	0	0	0	0	0	0	0	0	0	0	0	0	DNP
33	Sean Donaldson	0	0	0	0	0	0	0	0	0	0	0	0	0	0	0	DNP
34	Brandon Hager	0	0	0	0	0	0	0	0	0	0	0	0	0	0	0	DNP
11	Jeff Ziemann	0	0	0	0	0	0	0	0	0	0	0	0	0	0	0	DNP
40	JC Carrol	0	0	0	0	0	0	0	0	0	0	0	0	0	0	0	DNP
<b>Team (Included in Totals)</b>								<b>2</b>	<b>3</b>	<b>5</b>							
<b>Totals</b>		<b>17</b>	<b>37</b>	<b>5</b>	<b>12</b>	<b>12</b>	<b>16</b>	<b>9</b>	<b>25</b>	<b>34</b>	<b>13</b>	<b>51</b>	<b>10</b>	<b>16</b>	<b>1</b>	<b>4</b>	<b>160</b>
Total FG%:1st half 9 - 22 (40.9%) 2nd half 8 - 15 (53.3%) Game 17 - 37 (45.9%)												Deadball rebounds 4					
3Pt FG%: 1st half 3 - 8 (37.5%) 2nd half 2 - 4 (50.0%) Game 5 - 12 (41.7%)																	
FT%: 1st half 3 - 3 (100%) 2nd half 9 - 13 (69.2%) Game 12 - 16 (75.0%)																	

Technical Fouls: None

Attendance: N

Officials: Ron Price, Dwaine Crick, Lance Wilson

Score by Period	1st	2nd	3rd	4th	Final	Record	Overall	Conf
Hazard Bulldogs	13	17	9	1	<b>40</b>	Bulldogs		
West Jessamine Colts	13	11	12	15	<b>51</b>	Colts		

	<b>Colts Bulldogs</b>			<b>Colts Bulldogs</b>			<b>Colts Bulldogs</b>	
<b>Points off Turnovers</b>	8	12	<b>Second Effort Points</b>	5	6	<b>Bench Points</b>	8	7
<b>Points in the Paint</b>	20	20	<b>3 Point Points</b>	15	15	<b>Free Throw Points</b>	12	3
<b>3pt Efficiency</b>	+9.7	+0.6	<b>Points/Shot</b>	1.13	0.74	<b>Defensive Stops</b>	32	25
<b>Largest Lead</b>	26	37 (11 pts)	<b>Lead Changes</b>	2		<b>Number of Ties</b>	2	

Game comments: None